



2020 HMIS Data Standards

Cambridge HMIS
October 22, 2019

Overview of Recent HMIS Data Standard Changes

- ▶ Changes to Project Descriptor, Universal, and Program Specific Data Elements, including the new Coordinated Entry Data Elements
- ▶ We will not be covering Project Descriptor elements today



The Basics

- ▶ 2020 HMIS Data Standards were released in May 2019, with an effective date of Oct. 1, 2019 for all changes except:
- ▶ Coordinated Entry Data Element 4.20 – Coordinated Entry Event (“go-live” date of April 1, 2020)
- ▶ All changes have been implemented in Clarity Human Services

Goal -
become
familiar
with the
following


- ▶ Changes reflected in Clarity Human Services as of October 1 that pertain to your projects.
- ▶ How workflow may change for certain types of users
- ▶ Where to find more resources and support



HMIS Data Standards:

What are the HUD HMIS Data Standards?

- ▶ HUD mandated data collection required for HMIS
- ▶ Changes occur each year, sometimes minor, sometimes more impactful
- ▶ Depending on what your role is where you work, some elements may or may not impact your work
- ▶ Data Element numbers can be used to reference elsewhere for more resources



HMIS Data Standards: Key Terms


- ▶ Enrollment/Entry Screen – required federal data collection fields such as prior living situation, move-in date
- ▶ Services – tracks date/type of service e.g., bed night, contacts
- ▶ Assessments – Status Update/Annual/Current Living Situation
- ▶ Exit Screen – end date, destination, other required fields

HMIS Data Standards: All Programs

Universal Data Elements: Elements required to be collected by all projects participating in HMIS, regardless of funding source.

Changes:

- ▶ 3.08 Disabling Condition
- ▶ 3.20 Housing Move-In Date (PH/RRH)
- ▶ 3.12 Destination
- ▶ 3.917 Prior Living Situation



HMIS Data Standards: All Programs

3.08 *Disabling Condition*

- ▶ Disabling Condition (yes/no) will no longer appear on Status/Annual or Exit Screens

- ▶ The specific disabling condition questions will remain on the other screens, so user workflow will remain the same for those elements.

HMIS Data Standards: All Programs

4.06
*Developmental
Disability*
4.08 *HIV-AIDS*

Removed dependent element
“Substantially impedes the individual’s
ability to live independently”

Developmental Disability	Yes	Substantially Impairs Independence	Select
Chronic Health Condition	Select		
HIV - AIDS	Yes	Substantially Impairs Independence	Select



HMIS Data Standards: Housing Programs (PH/RRH)

3.20 Housing Move-in Date

Now only collected at Entry (not available on screens other than enrollment)

COMPLETE HOUSING MOVE-IN DATE WHEN CLIENT MOVES INTO A PERMANENT HOUSING UNIT

Housing Move-In Date

02/28/2019





HMIS Data Standards: All Programs

3.12 Destination

3.917 Prior Living Situation

4.12 Current Living Situation

Drop-down lists of living situations are now all in alignment

Three new options:

- Host Home

- Rental by client, with HCV voucher
(tenant or project based)

- Rental by client in a public housing unit

Interim Housing has been retired



HMIS Data Standards: All Programs

Updated wording in places

<u>Previous Value</u>	<u>Current (2020) Value</u>
Emergency shelter, including hotel or motel paid for with emergency shelter voucher	Emergency shelter, including hotel or motel paid for with emergency shelter voucher, or RHY-funded Host Home shelter
Place not meant for habitation	Place not meant for habitation (e.g., a vehicle, an abandoned building, bus/train/subway station/airport or anywhere outside)
Transitional housing for homeless persons	Transitional housing for homeless persons (including homeless youth)
Staying or living with family, temporary tenure	Staying or living with family, temporary tenure (e.g. room, apartment or house)
Staying or living with friends, temporary tenure	Staying or living with friends, temporary tenure (e.g. room, apartment or house)



HMIS Data Standards: All Programs

4.11 Domestic Violence

- Collection now required for PATH and SSVF programs
- Has been removed from 2020 Exit Screens




Domestic Violence Victim/Survivor	Yes	▼	Last Occurrence	Within the past three	▼
Are you currently fleeing?	No	▼			

HMIS Data Standards: PATH Program

P3 PATH Status - Reason Not Enrolled


New response: “Unable to locate client”

COMPLETE DATE OF STATUS DETERMINATION WHEN THE ENROLLMENT STATUS FOR THE CLIENT HAS BEEN DETERMINED

Date of Status Determination	10/08/2019 
Client Became Enrolled in PATH	No 
Reason Not Enrolled	Unable to locate client 

HMIS Data Standards: Current Living Situation (NEW)

- Outreach Contacts are now known and recorded as Current Living Situations
- In Clarity, moved from Services tab to the Assessments tab



HMIS Data
Standards:
Street Outreach,
nbn Shelters,
Services only
(Coord Entry)

4.12 Current Living Situation

- Replaces Outreach Contact Service
- Picklist matches Prior Living Situation and Destination
- Is an assessment; data will cascade (populate) from previous entry
- All contacts were mapped over to CLS in assessment section
- Designed to capture information on where a person is staying at a point in time



HMIS Data Standards:
Street Outreach,
nbn Shelters,
Services only
(Coord Entry)

4.12 Current Living Situation

The screenshot displays the HMIS interface. At the top, a navigation bar includes 'Enrollment', 'History', 'Provide Services', 'Assessments' (highlighted with a red box), 'Notes', 'Files', 'Forms', and 'Exit'. Below this, the 'Assessments' section lists three options: 'Status Update Assessment', 'Annual Assessment', and 'Current Living Situation' (highlighted with a red box). Each option has a 'START' button. A 'LINK FROM ASSESSMENTS' link is also present. The 'ASSESSMENT HISTORY' section below shows a table of assessment records.

Assessment Name	Completed	Details
Annual Assessment CASPAR, Inc.	12/27/2018	
Current Living Situation CASPAR, Inc.	11/08/2018	mapped from Outreach Contact services
Current Living Situation CASPAR, Inc.	10/22/2018	



HMIS Data Standards: Street Outreach, nbn Shelters,

4.12 Current Living Situation

Date of Contact

10/21/2019



Current Living Situation

Place not meant for habitation (e.g., a vehicle, an abandoned building, bu

Location Details

HMIS Data Standards:

Coordinated Entry

Three New Coordinated Entry Data Elements


- 4.12 Current Living Situation
- 4.19 Coordinated Entry Assessment
- 4.20 Coordinated Entry Event




HMIS Data Standards: Coord Entry

4.12 Current Living Situation

The "verified by" field is only applicable and visible within Coord Access Enrollments

Date of Contact	10/21/2019 
Current Living Situation	Emergency shelter, including hotel or motel paid for with emergency shelter ✓
Living Situation Verified By	Cambridge CAN ✓
Location Details	<input type="text"/>



HMIS Data Standards: Coord Entry


4.19 *Coordinated Entry Assessment*

- Collects an assessment date, location, and assessment results
- Cambridge CAN's new assessment (not yet live) includes these elements

Coordinated Entry Assessment:

Fields and Dependents

- Date of assessment
- Assessment location
- Assessment Type
- Assessment Level
- Assessment questions (both questions and answers determined locally)
 - Assessment answers
- Assessment Result Type
 - Assessment Result
- Prioritization Status



HMIS Data Standards: Coord Entry

4.20 *Coordinated Entry Event*

- ▶ Capture access and referral events, as well as the results of those events
- ▶ Help communities understand the events that go into achieving desired (and undesired) results through the CE system
- ▶ Will go live in April 2020

Resources

HUD Interactive HMIS Data Standards Tool

- <https://www.hudexchange.info/programs/hmis/hmis-data-standards/>

HUD Guidance for Coordinated Entry

- <https://www.hudexchange.info/resource/5340/coordinated-entry-core-elements/>
- <https://www.hudexchange.info/resource/5824/huds-new-coordinated-entry-data-elements/>

Updates to website coming soon – including new template forms for printing

Clarity Online Help Center:

<https://get.clarityhs.help/hc/en-us>

Thank you!!