

Homeless Services Planning Committee

- Overview of 2017 AHAR submission
- Review PIT & HIC
- Discuss upcoming 2018 count

November 14, 2017

AHAR, HIC & PIT

- ▶ Annual Homeless Assessment Report (AHAR)

 - Reports on utilization and basic demographics of persons served over the course of the Federal Fiscal Year (October 1 – September 30)

- ▶ Housing Inventory Count (HIC)

 - A point-in-time inventory (same night as the PIT) of programs that provide beds and units dedicated to serve persons who are homeless. The HIC includes all residential projects – ES, TH, PSH, RRH – regardless of funding source.

- ▶ Point-in-Time (PIT)

 - A count of sheltered and unsheltered homeless persons on a single night in January

 - ▶ Sheltered Count – includes homeless persons staying in Emergency Shelters and Transitional Housing

 - ▶ Unsheltered Count – includes persons staying outdoors or in places not meant for human habitation

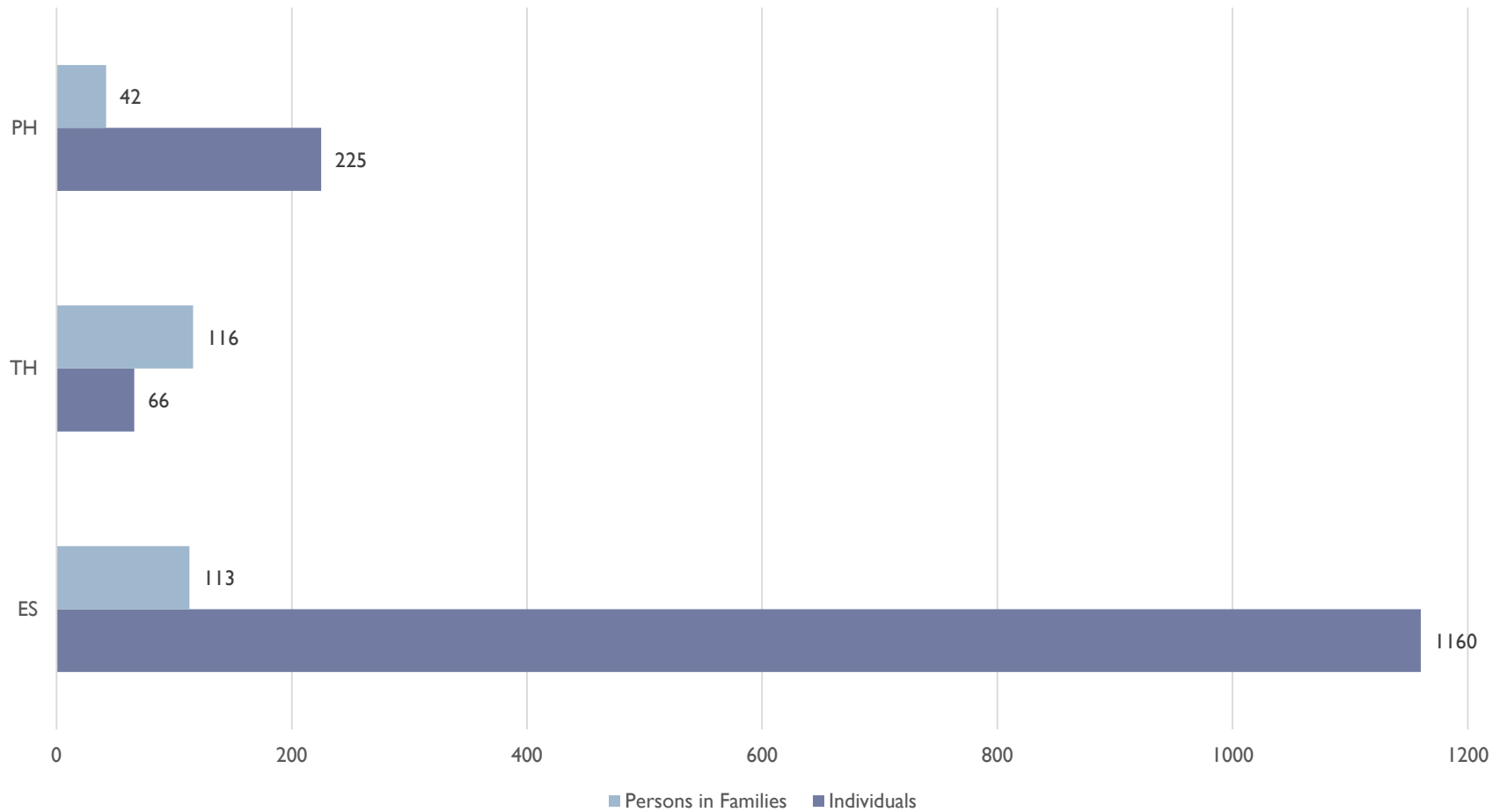
AHAR Summary

- ▶ Six primary reporting categories
 - ▶ Families in Emergency Shelters (ESFAM)
 - ▶ Families in Transitional Housing (THFAM)
 - ▶ Families in Permanent Housing (PHFAM)
 - ▶ Individuals in Emergency Shelters (ESIND)
 - ▶ Individuals in Transitional Housing (THIND)
 - ▶ Individuals in Permanent Housing (PHIND)
 - ▶ Limitations
 - ▶ Bed coverage
 - ▶ Excludes DV projects
 - ▶ Draft report includes:
 - ▶ Demographic characteristics (gender, race, ethnicity, age, household size, Veteran status, Disabled status)
 - ▶ Prior living situation and Length of Stay
 - ▶ Utilization rates
-

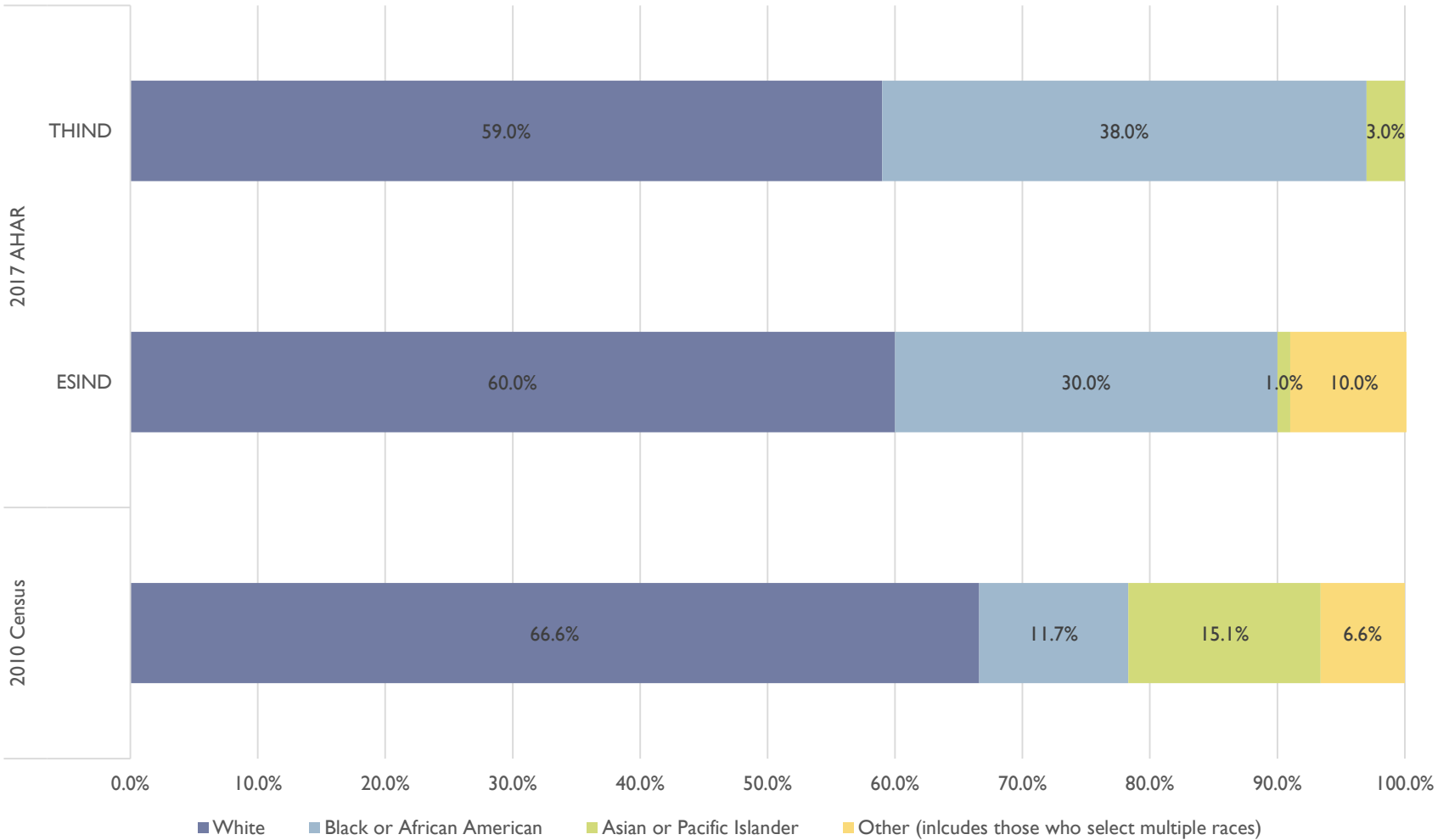
AHAR Summary

- ▶ Demographic characteristics
 - ▶ Most clients served are in the ES IND category
 - ▶ Majority of family households are female-headed
 - ▶ Majority of individuals served are male
 - ▶ Hispanic/Latino and Black or African American persons overrepresented
 - ▶ 30% of clients served in ES IND category over 50 years old
 - ▶ 52 veterans served in ES, TH & PH
 - ▶ Prior living situation and Length of Stay
 - ▶ Long lengths of stay in ES FAM (25% stay 9-12 months)
 - ▶ Over 60% of clients in ES IND stayed less than 1 month
 - ▶ Utilization rates
 - ▶ Generally high utilizations rates across all categories throughout the year
-

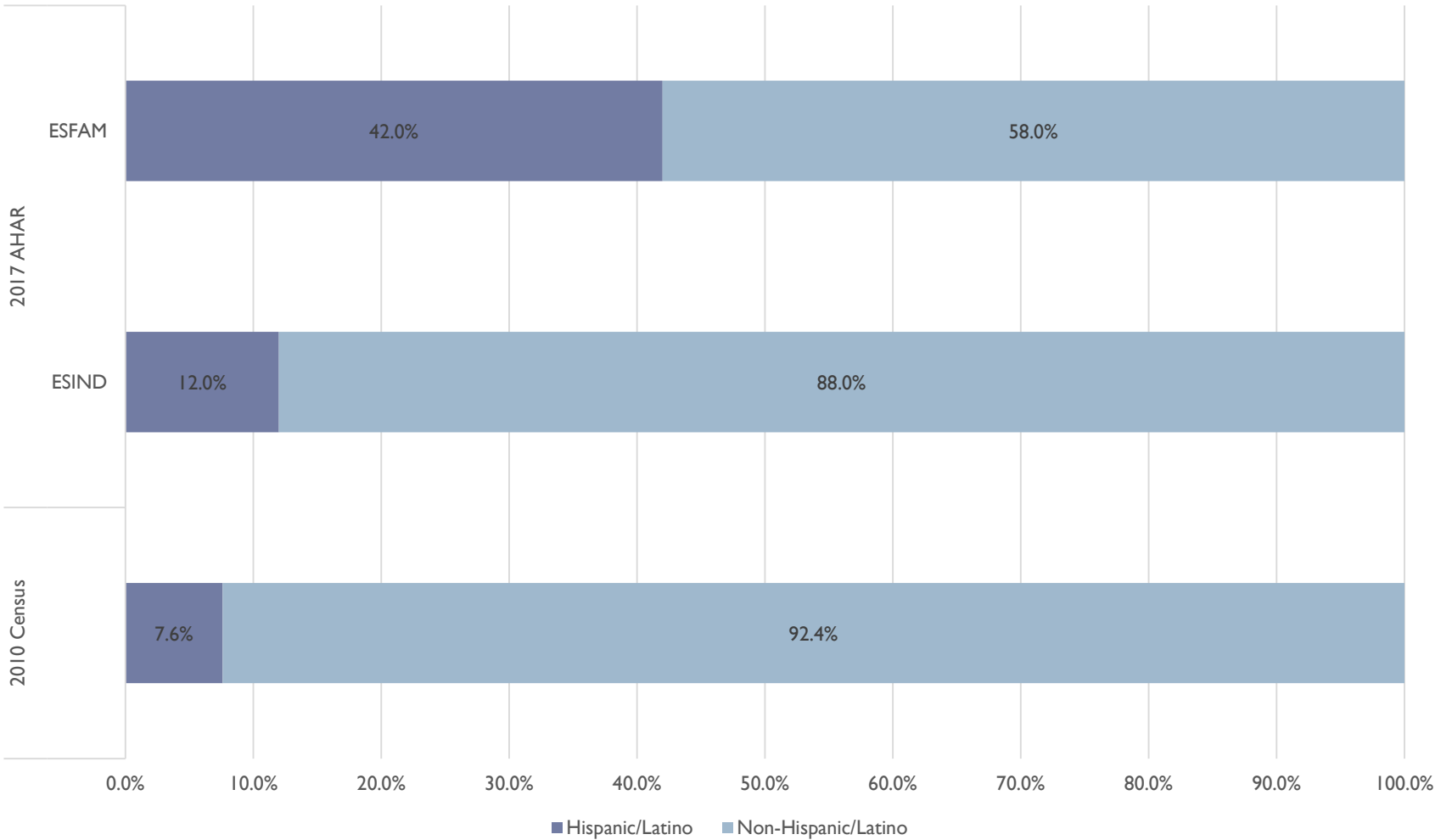
AHAR: 1 Year Counts



Comparison of Cambridge's 2010 Census data to AHAR



Comparison of Cambridge's 2010 Census data to AHAR



Purpose of the HIC & PIT

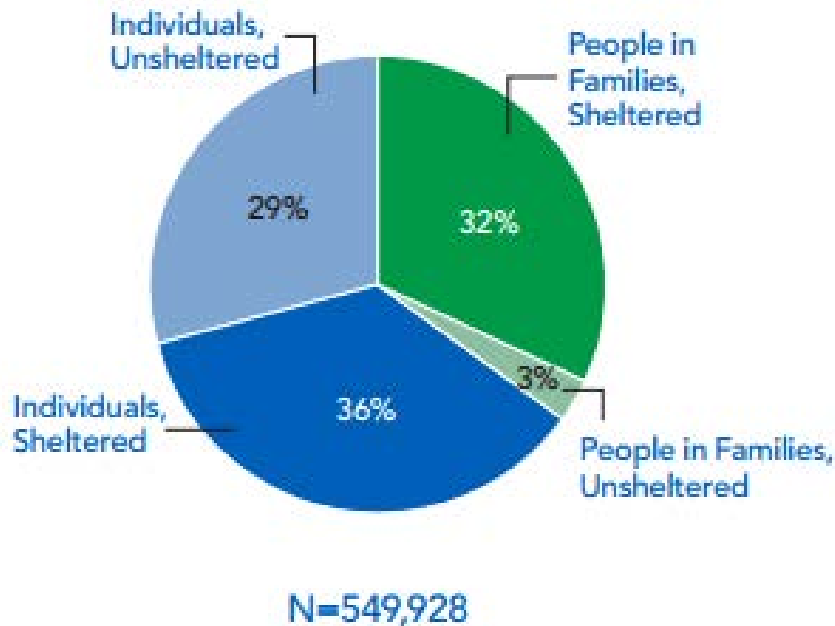
As detailed in the HEARTH Act and regulations, CoCs are required to submit these reports to HUD annually. Data from these annual counts:

- ▶ are reported to Congress as part of the Annual Homeless Assessment Report (AHAR), and are important tools for the budget request and appropriations process.
- ▶ are used to measure local and national progress toward meeting the Federal Strategic Plan goals to end homelessness; and
- ▶ Are used as part of the new System Performance Measures report, which is a critical component of each CoC's score in the annual competition for funds.

Additionally, these reports are a valuable tool for tracking data locally and regionally, and for assessing gaps in services.

National Data

Percent of Homeless People By Household Type and Sheltered Status, 2016



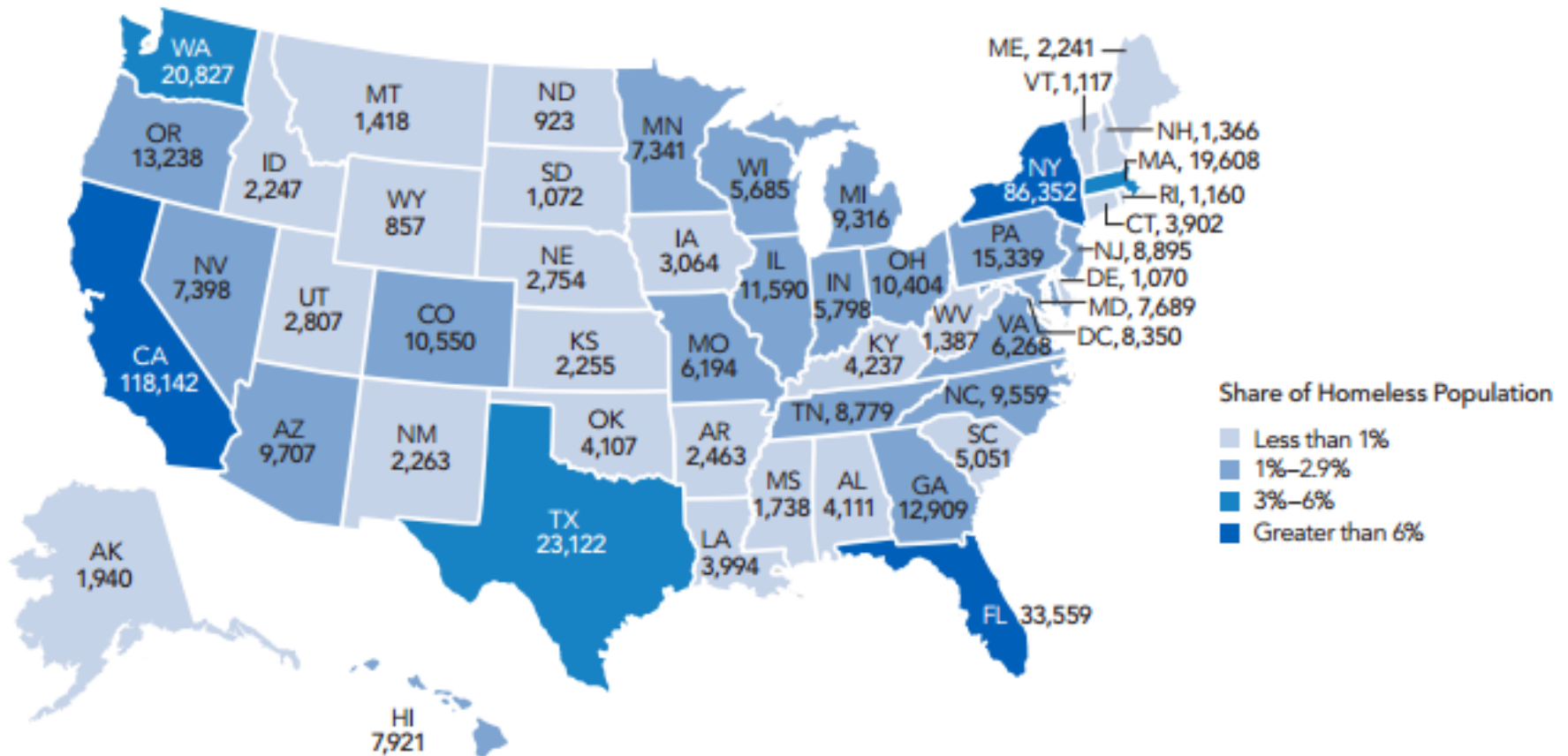
All Homeless People

- On a single night in 2016, 549,928 people were experiencing homelessness in the United States. A majority (68%) was staying in emergency shelters, transitional housing programs, or safe havens, and 32 percent were in unsheltered locations.
- Over one-fifth of people experiencing homelessness were children (22%), 69 percent were over the age of 24, and nine percent were between the ages of 18 and 24.
- Between 2015 and 2016, the number of people experiencing homelessness declined by three percent. Declines were composed entirely of people staying in sheltered locations (which declined by 5%). Homelessness increased among people staying in unsheltered locations (by 2%).

<https://www.hudexchange.info/resources/documents/2016-AHAR-Part-1.pdf>

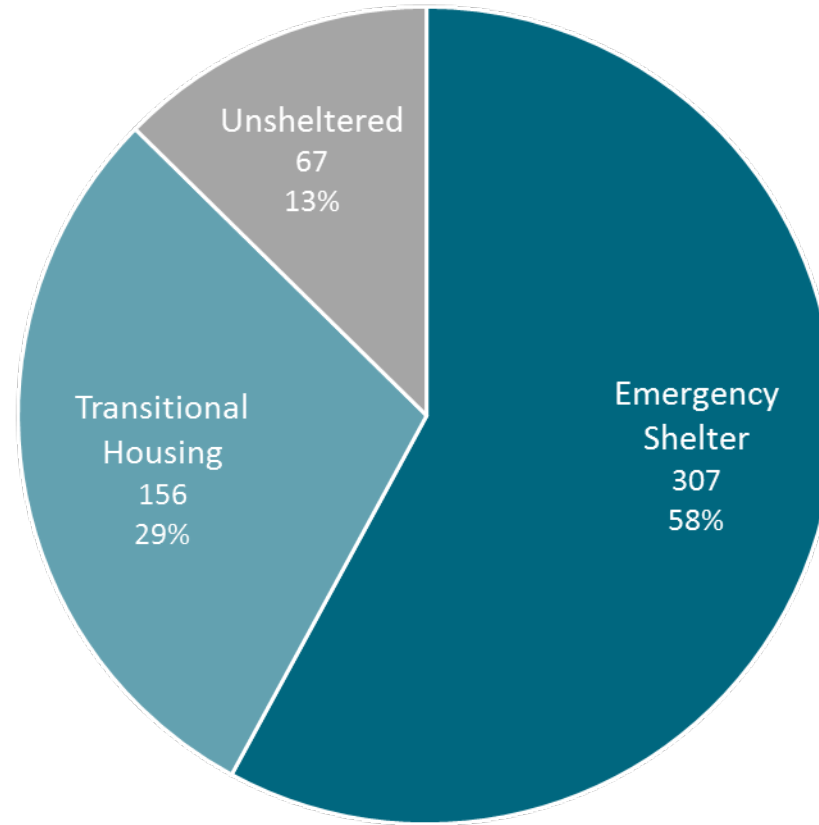
Source: U.S. Department of Housing and Urban Development. 2016. *The 2016 Annual Homeless Assessment Report to Congress*

AHAR Estimates of Homeless People by State, 2016



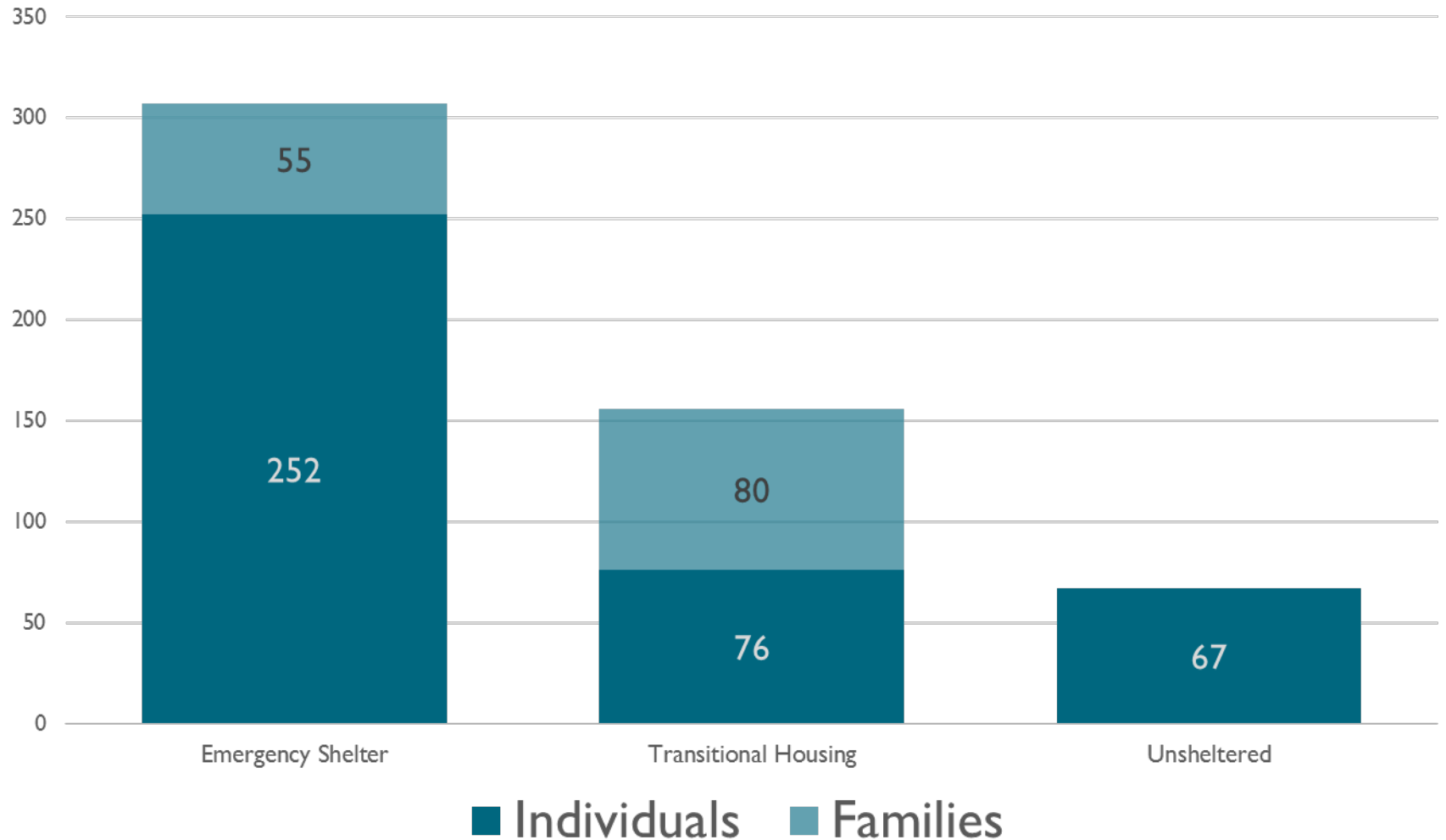
Source: U.S. Department of Housing and Urban Development. 2016. [The 2016 Annual Homeless Assessment Report to Congress](#)

Point-in-Time (PIT) Count Results: Night of Jan. 25, 2017

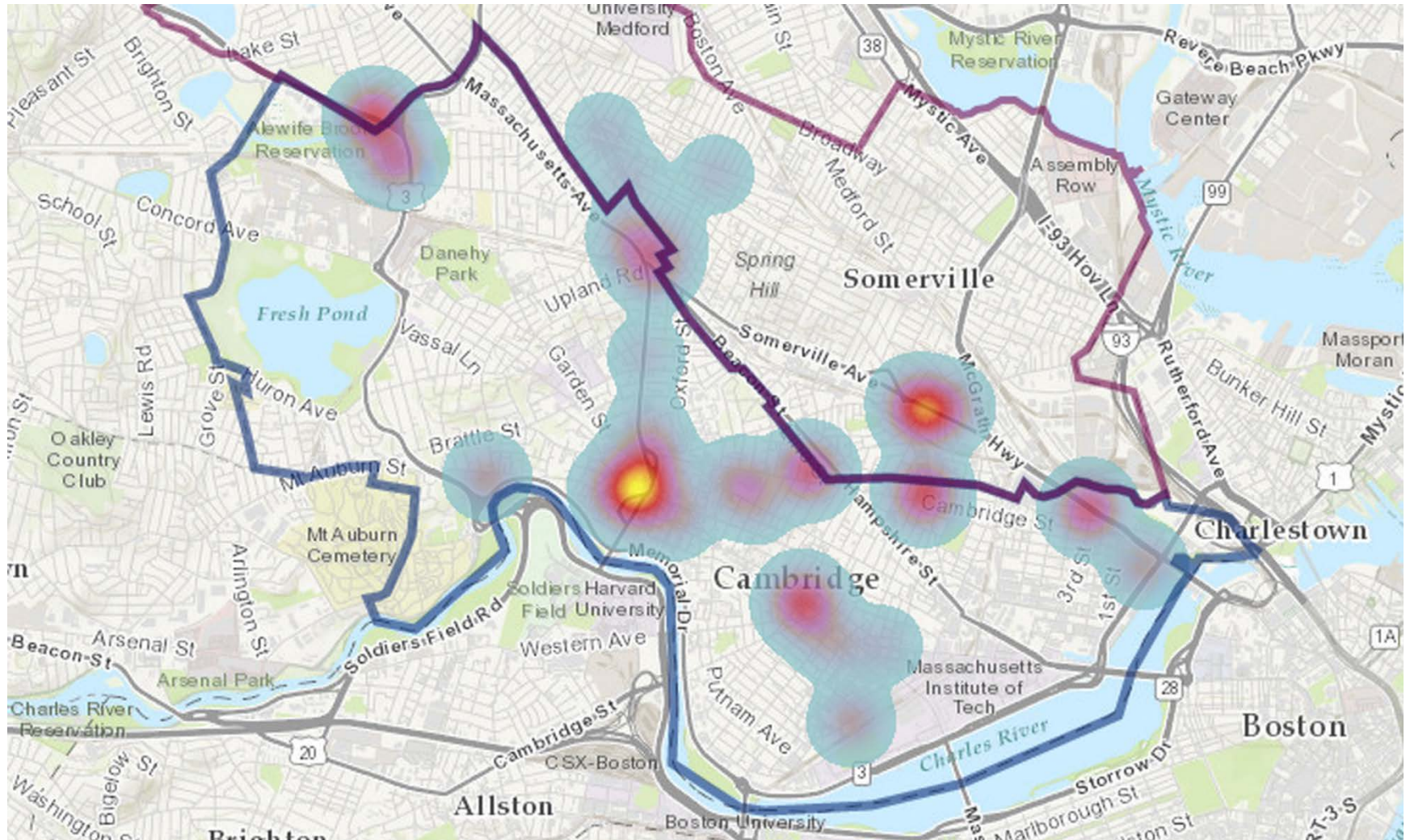


	Sheltered		Unsheltered	Total	
	ES	TH			
Total number of persons	307	156	67	530	
Persons in households with children	55	80		135	25%
Individuals	252	76	67	395	75%

Living Situations of Persons Experiencing Homelessness in Cambridge the Night of Jan. 25, 2017

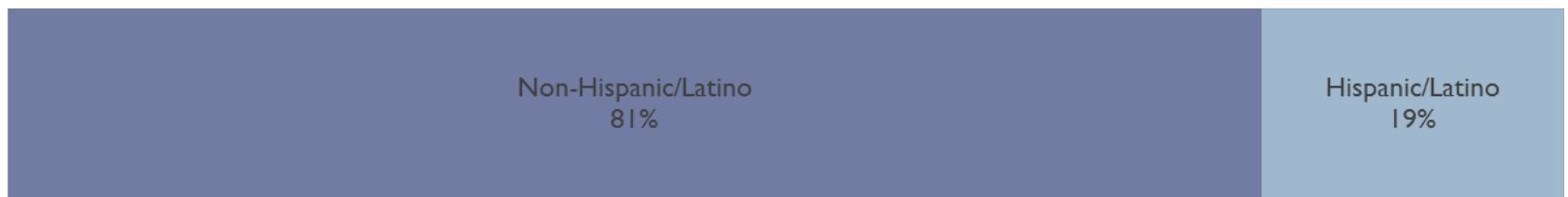


2017 Unsheltered PIT Results






67 persons were counted sleeping outdoors in Cambridge the night of 1/25/17

2017 PIT Results: Demographics






PIT Night Unit Utilization & Gaps Analysis

PROJECTS SERVING INDIVIDUALS

	Total Units	Total Occupants	Utilization
Emergency Shelter	266	248	93% 
Transitional Housing	92	74	80% 
Permanent Supportive Housing	231	210	91% 

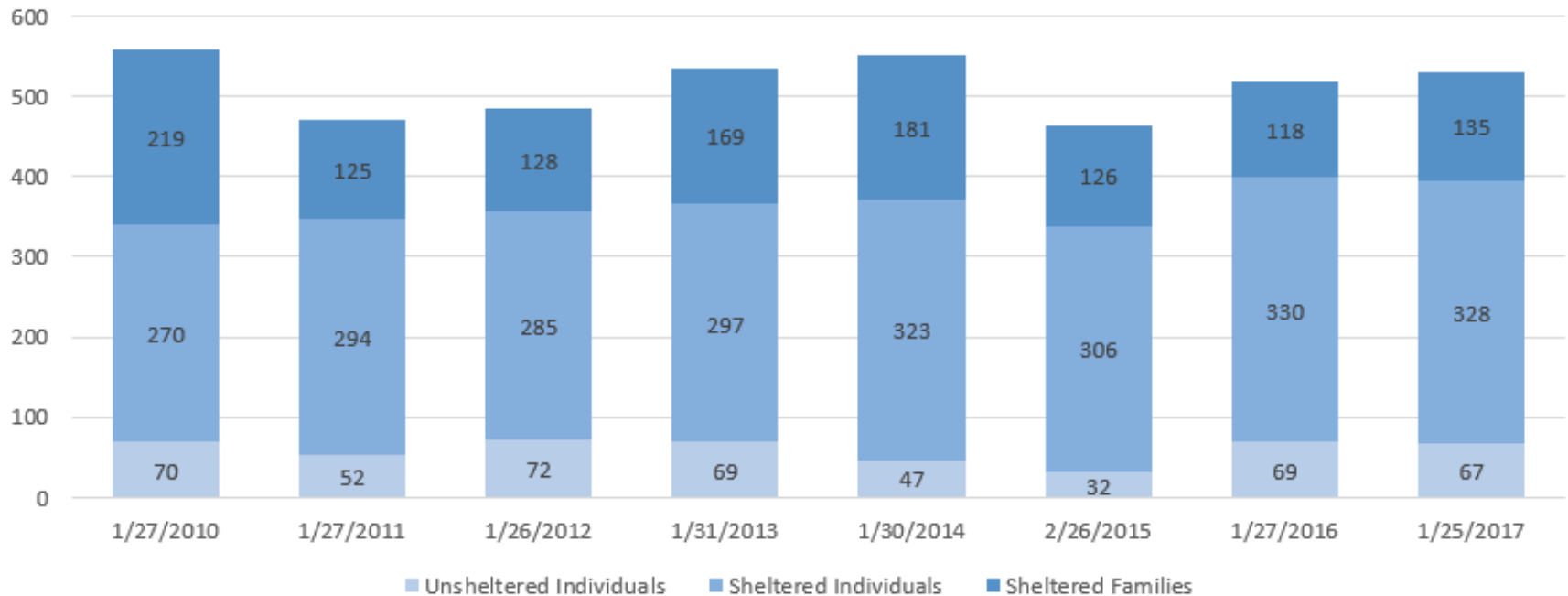
PROJECTS SERVING HOUSEHOLDS WITH CHILDREN

	Total Units	Total Occupants	Utilization
Emergency Shelter	25	22	88% 
Transitional Housing	33	30	91% 
Permanent Supportive Housing	34	34	100% 

GAPS ANALYSIS

- Utilization rates on the PIT night were high for all types of units.
 - The estimated annual turnover rate for PSH units is 15% (based on USICH resources). Based on this estimated turnover, about 35 of the 231 PSH units will become available for occupancy during the year.
 - To reduce the number of persons experiencing homelessness, significant increases in the number of PH resources for individuals are needed. Homelessness prevention continues to be a critical resource to help reduce the number of persons entering into homelessness.
-

Cambridge PIT Data: 2010-2017



Relatively stable numbers over time, despite significant efforts to expand Permanent Housing inventory

- In 2005, Cambridge had 52 PSH units dedicated to chronically homeless; as of January 2017 we had 151 dedicated beds

Primary reasons for increase between 2016 and 2017:

- Increased capacity for transitional housing project serving families – went from serving 6 families (15 persons) in 2016 to serving 15 families (37 persons) in 2017
- Increased utilization of emergency shelter beds for individuals (234 occupied beds in 2016; 252 in 2017)

2018 Point-in-Time (PIT) Count

Date: Overnight between Wednesday, Jan. 31 and Thursday, Feb. 1

Sheltered PIT Methodology:

Utilize HMIS to generate PIT counts and demographic data reporting for each residential project in the geography

Unsheltered PIT Methodology:

To comply with HUD's PIT standards, the Cambridge CoC will use a hybrid approach for the 2018 Unsheltered PIT – an observation-based night of count approach supplemented with interview-based sampling. This methodology requires two elements:

1. Observation – this is the traditional count of all unsheltered persons observed by volunteers during the overnight period between 1/31 and 2/1. The observation portion of the PIT establishes the “universe” of all unsheltered persons on the PIT night.
2. Interview-based sampling – this will supplement the observation count, and demographic information collected through assessments during the week following the overnight count will be used to extrapolate data for the full “universe” of unsheltered clients.

Wed, 1/31	Thurs, 2/1	Fri, 2/2	Sat, 2/3	Sun, 2/4	Mon, 2/5	Tue, 2/6	Wed, 2/7
Overnight street count							
	Street Outreach supplemental data collection						

2018 PIT & HIC

- ▶ Date:
Overnight between Wednesday, Jan. 31 and Thursday, Feb. 1
- ▶ No significant change to methodology or requirements in 2018
- ▶ For projects not receiving CoC or ESG funds and/or not participating in HMIS, staff will provide simple data collection forms to project staff who must provide basic data about the number of units available and occupied on the night of the count.
- ▶ Unsheltered PIT: We plan to open sign up process for volunteers in December & will announce to CoC email list.

PLEASE be sure that HMIS records are complete and up-to-date for efficient reporting during the weeks after the PIT.

Thank you!
